sv Installations- och skötselanvisning
en Installation- and Maintenance Manual
de Installations-, Wartungs- und Bedienungsanleitung
fr Manuel d'installation et de maintenance
+
16314901 Matris

16314901-1 2019-xx-xx

Givare	Sensors		Serial no from	Serial no to	Be
CTC EcoAir 410/414					
Framledning/Retur	Water inlet/outlet	B1/B7	7312-xxxx-xxxx	-	B
Utegivare	Outdoor	B15	7312-xxxx-xxxx	-	Ut
Avfrostning	Defrost	B16	7312-xxxx-xxxx	-	Av
Rörgivare	Air sensor	B20	7312-xxxx-xxxx	-	Rö
Heltgas	Hot gas	B21	7312-xxxx-xxxx	-	Tg
Suggas	Suction gas	B22	7312-xxxx-xxxx	-	Su
CTC EcoAir 422					
Framledning/Retur	Water inlet/outlet	B1/B7	7311-xxxx-xxxx	-	B
Utegivare	Outdoor	B15	7311-xxxx-xxxx	-	Ut
Avfrostning	Defrost	B16	7311-xxxx-xxxx	-	Av
Rörgivare	Air sensor	B20	7311-xxxx-xxxx	-	Rö
Heltgas	Hot gas	B21	7311-xxxx-xxxx	-	Tg
Suggas	Suction gas	B22	7311-xxxx-xxxx	-	Su
CTC EcoAir 510, 8kW/kW					
Framledning/Retur	Water inlet/outlet	B1/B7	7312-xxxx-xxxx	-	B
Framledning/Retur	Water inlet/outlet	B1/B7	-	7312-xxxx-xxxx	NT
Utegivare	Outdoor	B15	7312-xxxx-xxxx	-	Ut
Utegivare	Outdoor	B15	-	7312-xxxx-xxxx	NT
Avfrostning	Defrost	B16	7312-xxxx-xxxx	-	Av
Avfrostning	Defrost	B16	-	7312-xxxx-xxxx	NT
Rörgivare	Air sensor	B20	7312-xxxx-xxxx	-	Rö
Rörgivare	Air sensor	B20	-	7312-xxxx-xxxx	NT
Heltgas	Hot gas	B21	7312-xxxx-xxxx	-	Tg
Heltgas	Hot gas	B21	-	7312-xxxx-xxxx	Tg
-	-	-	-	-	-

Produkter med horisontellt monterad givarficka monteras enligt ursprunglig fabriksmontering (1).

Products with a horizontally mounted sensor pocket are assembled in accordance with the original factory assembly (1).

Produkte mit einem horizontal angebrachten Tauchrohr werden gemäß der ursprünglichen werkseitigen Montage eingebaut (1).

Les produits avec un doigt de gant pour sonde monté horizontalement sont assemblés conformément à l'assemblage d'origine à l'usine (1).

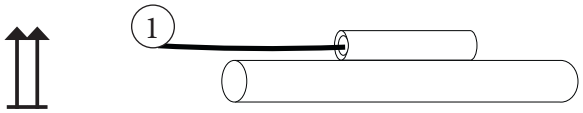

För produkter med vertikalt monterad givarficka (2), där ska givare ersättas enligt anvisning nedan (3-4).

In products with a vertically mounted sensor pocket (2) the sensor should be replaced in accordance with the instructions below (3-4).

Bei Produkten mit einem vertikal montierten Tauchrohr (2) ist der Fühler nach den Anweisungen (3-4) unten auszutauschen.
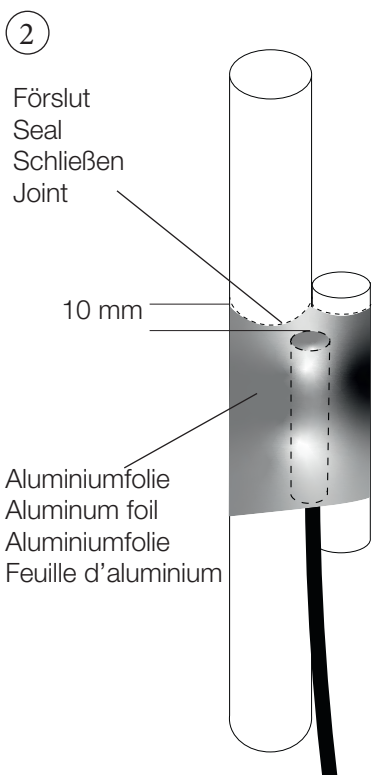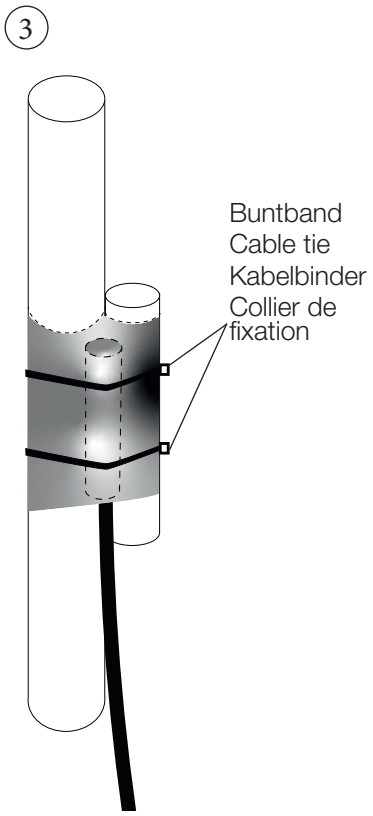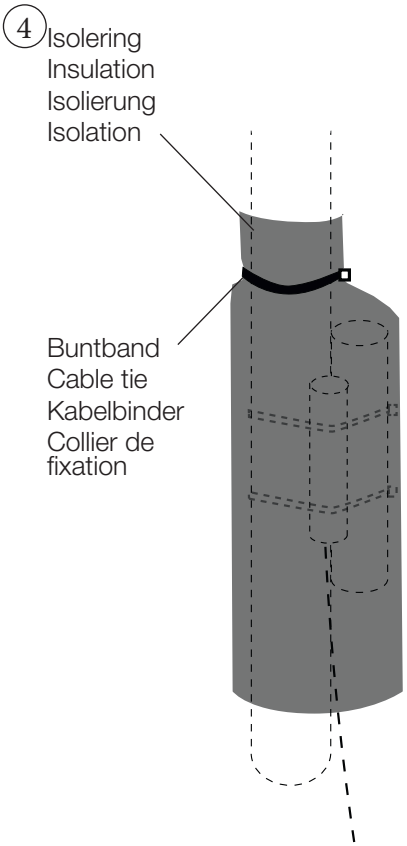
Pour les produits avec un doigt de gant pour sonde monté verticalement (2), la sonde doit être remplacée conformément aux instructions ci - dessous (3-4).